



Install it yourself! **EasyHang**  
INSTALLATION  
PATENTED DESIGN

**ONE-STEP HANGING** with pre-drilled placement holes

**ADJUSTABLE HEIGHT** for an exact fit

**EASY-TO-FOLLOW INSTRUCTIONS** keep it simple

**REVERSA-HINGE** for right or left mounting

**WARRANTY PROTECTION**

LARSON® storm doors offer unbeatable warranty protection. It's just what you'd expect from LARSON®.

**CUSTOMER SUPPORT**

With the LARSON Homeowner Helpline, installation answers are as close as your phone or computer. Call 1-888-483-3768 or visit our web site at [www.LARSONdoors.com](http://www.LARSONdoors.com).

# CHOOSE YOUR VENTILATION OPTION.

Beyond color and style, ventilation is an important option to consider. That is why LARSON® offers storm doors available in Screen Away®, Multi-Vent®, Single-Vent or Full-View with interchangeable glass and screen.



**RETRACTABLE SCREEN**

The retractable screen disappears into the top cassette when not in use. It's the beauty of a clear view with the convenience of ventilation.



**FULL-VIEW**

Many full view doors come with a full screen that interchanges with the glass. Both options allow you to showcase your primary door.



**VENTILATING: MULTI-VENT®**

Choose from top or bottom ventilation or both by easily adjusting the glass panels. You control the breeze for maximum comfort.



**VENTILATING: SINGLE-VENT**

This half screen option allows for bottom ventilation. The window and screen are part of the door so there is no need to store the screen or glass.

# FIND THE STYLE THAT FITS YOUR HOME.

See inside for our extensive selection of styles, colors and handle finishes to give you the look you want.



*America's #1 Selling Storm Door*

**SCREEN AWAY!**

Storm doors with a disappearing retractable screen offer the beauty of a clear view with the convenience of ventilation. **PATENTED DESIGN**



Matching interior and exterior handles with BUILT-IN deadbolt lock  
Bottom expander matches handle



- | Easy Vent® Full-View Low-E | Easy Vent® Full-View Clear | Easy Vent® Full-View Bevel | Easy Vent® Mid-View   | Easy Vent® High-View  |
|----------------------------|----------------------------|----------------------------|-----------------------|-----------------------|
| 346-60E Brass              | 346-60 Brass               | 346-13 Brass               | 346-80 Brass          | 346-83 Brass          |
| 346-52E Brushed Nickel     | 346-52 Brushed Nickel      | 346-14 Brushed Nickel      | 346-82 Brushed Nickel | 346-87 Brushed Nickel |
| 346-15E Aged Bronze        | 346-15 Aged Bronze         | 346-05 Aged Bronze         | 346-86 Aged Bronze    | 346-85 Aged Bronze    |
| 346-12E Antique Brass      | 346-12 Antique Brass       | 346-02 Antique Brass       | 346-84 Antique Brass  | 346-89 Antique Brass  |

- 1-7/8" aluminum frame – our thickest door
- Overlapping edge conceals hinges and eliminates gaps
- Dual weather strip system for a tight seal
- Designer screw covers conceal exterior screws
- Hold open button closer



- Lifestyle**
- 1-3/8" thick frame
  - Heavy-duty weather strip
  - Designer screw covers conceal exterior screws
  - Adjustable-speed closer in matching colors
  - Decorative lever with keyed lock

- Lifestyle**
- DuraTech® finish over solid core provides weather resistance
  - Magnetic weather strip seals like a refrigerator
  - Matching handles inside and out with built-in Secure Lock®

- Life-Core®**
- DuraTech® finish over solid core provides weather resistance
  - Heavy-duty weather strip
  - Color-matched lever with inside night lock



- | Life-Core® 271-TT Multi-Vent® | Lifestyle 830-01 Multi-Vent® | Lifestyle 830-46 Multi-Vent® |
|-------------------------------|------------------------------|------------------------------|
|-------------------------------|------------------------------|------------------------------|

- DuraTech® finish over solid core provides weather resistance
- Magnetic weather strip seals like a refrigerator (830-01, 830-46)
- Multi-Vent® glass and full screen for top and bottom ventilation
- Lever handles inside and out with built-in Secure Lock® (271-TT)

	SIZE	SPECIAL STANDARD	CUSTOM	COLOR	WARRANTY
<b>Multi-Vent®</b>					
Life-Core® 271-TT	32" x 81" 36" x 81"	30" x 81** 34" x 81** 36" x 85**	✓	White, Almond, Sandstone, Brown	Ten Years
Lifestyle 830-01 Lifestyle 830-46	32" x 81" 36" x 81"			White, Brown	

\* 271-TT Special Standard Sizes available in white only



## RETRACTABLE SCREENS

	SIZE	CUSTOM	COLOR	WARRANTY	
<b>Easy Vent®</b>					
Full-View Low-E Glass	32" x 81" 36" x 81" 34" x 81"	✓	White, Almond, Sandstone, Brown, Black, Hunter Green, Cranberry	Lifetime	
Full-View Clear Glass	32" x 81" 36" x 81" 34" x 81"	✓	White, Almond, Sandstone, Brown, Black, Hunter Green, Cranberry	Lifetime	
Full-View Bevel Glass	36" x 81"		White, Sandstone		
Mid-View	32" x 81" 36" x 81" 34" x 81"		White, Almond, Sandstone, Brown, Hunter Green, Cranberry		
High-View	32" x 81" 36" x 81"		White, Almond		
<b>Lifestyle</b>	356-60 356-52	32" x 81" 36" x 81"	White	Lifetime	
<b>Lifestyle Solid Core</b>	830-80 830-82	32" x 81" 36" x 81" 34" x 81"	✓	White, Almond, Sandstone, Brown	Ten Years
<b>LifeCore® Solid Core</b>	370-81	32" x 81" 36" x 81" 30" x 81"		White, Almond	Ten Years



## VENTILATING SINGLE-VENT



- Lifestyle 830-14**
- DuraTech® finish over solid core
  - Magnetic weather strip seals like a refrigerator
  - Sleek push-button: white on white doors; black on brown

- Life-Core® 370-50**
- Tear resistant WearTuff™ Screen is reversible for top or bottom ventilation
  - High traffic 5 hinge system
  - FlexGuard™ closer protects door when over-extended and allows door to open past 90 degrees
  - DuraTech® finish over solid core
  - Durable strong hold handle with keyed lock for added security

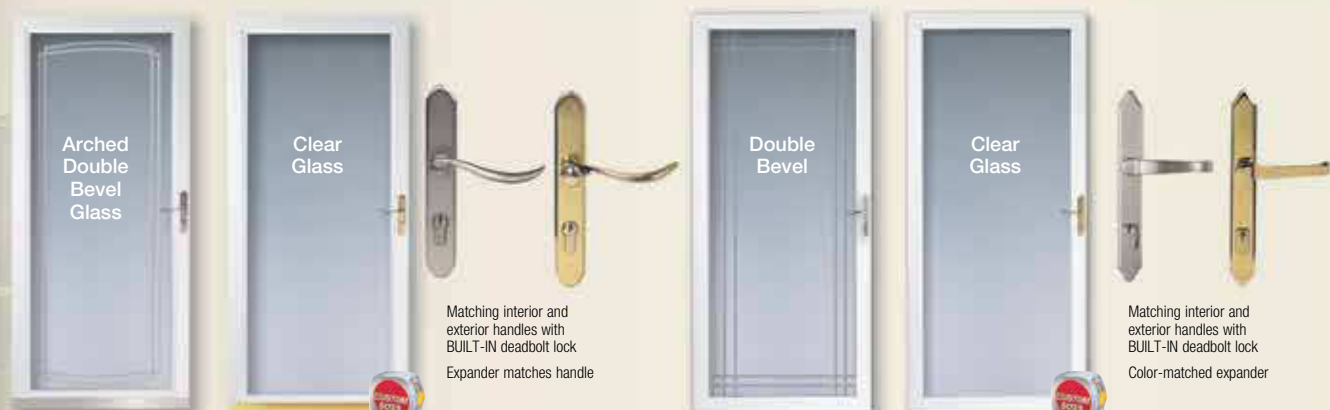


- Metal-Tech™ 360-16**
- 1-1/4" thick all-metal frame is maintenance-free
  - Rigid steel kickpanel stands up to abuse
  - Reversal Screen for top or bottom ventilation
  - Color-matched expander
  - Sleek modern handle with interior lock
  - One color-matched closer

- Lifestyle 233-ST**
- DuraTech® finish over solid core provides weather resistance
  - Magnetic weather strip seals like a refrigerator
  - Easy-to-clean etched grid
  - Brass or brushed nickel handles inside and out with built-in Secure Lock®

- Life-Core® 370-79 Flap Opening: 10"x17"**
- DuraTech® finish over solid core
  - Heavy-duty weather strip
  - Lever handles inside and out with built-in Secure Lock®

## INTERCHANGEABLE SCREEN



- Classic Elegance® 349-13 Brass**
- 1-5/8" thick frame
  - Overlapping edge conceals hinges and eliminates gaps
  - Dual weather strip system for a tight seal
  - Includes interchangeable screen
  - Designer screw covers conceal exterior screws
  - Hold open button closer

- Classic Elegance® 349-04 Brass**
- 1-5/8" thick frame
  - Overlapping edge conceals hinges and eliminates gaps
  - Dual weather strip system for a tight seal
  - Includes interchangeable screen
  - Designer screw covers conceal exterior screws
  - Hold open button closer

- ClassicView 350-13 Brass**
- 1-1/4" thick frame
  - Heavy-duty weather strip system
  - Includes interchangeable screen
  - One adjustable-speed closer in matching colors

- ClassicView 350-04 Brass**
- 1-1/4" thick frame
  - Heavy-duty weather strip system
  - Includes interchangeable screen
  - One adjustable-speed closer in matching colors

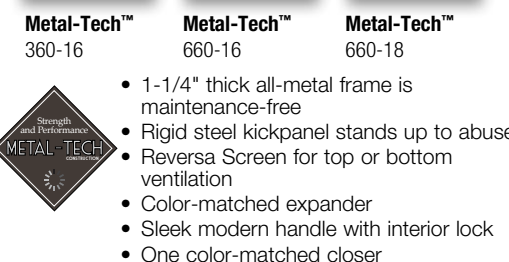


- Life-Core® 274-FL Color-Match**
- DuraTech® finish over 1" thick solid core
  - Heavy-duty weather strip system
  - Includes interchangeable screen
  - One adjustable-speed closer

- Life-Core® 371-36 Brass**
- DuraTech® finish over solid core
  - Heavy-duty weather strip
  - Sleek push-button: white on white doors; black on brown doors

## FULL-VIEWS

	SIZE	CUSTOM	COLOR	WARRANTY
<b>Classic Elegance®</b>				
349-13	32" x 81"		White, Almond, Sandstone, Brown, Black, Hunter Green, Cranberry	Lifetime
349-14	36" x 81"			
349-04	32" x 81"	✓		
349-52	36" x 81"			
<b>ClassicView</b>				
350-13	32" x 81"		White, Almond, Sandstone, Brown, Black	Lifetime
350-14	36" x 81"			
350-04	36" x 81"	✓		
350-17	36" x 81"			
<b>Life-Core®</b>				
274-FL	32" x 81" 36" x 81"	✓	White, Almond, Sandstone, Brown	Ten Years
371-36	32" x 81" 36" x 81"			



	SIZE	SPECIAL STANDARD	CUSTOM	COLOR	WARRANTY
Lifestyle 830-14	32" x 81" 36" x 81"		✓	White, Brown	Ten Years
Life-Core® 370-50	32" x 81" 36" x 81"	30" x 81" 34" x 81"		White, Brown	Ten Years
Metal-Tech™ 360-16	32" x 81" 36" x 81"			White, Brown	Lifetime
Lifestyle 233-07 Brass	32" x 81" 36" x 81"			White, Almond, Sandstone, Brown	
Lifestyle 237-07 Brass	32" x 81" 36" x 81"		✓	White, Almond, Sandstone, Brown	
Life-Core® 370-78	32" x 81" 36" x 81"			White, Almond	
Life-Core® 370-79	32" x 81" 36" x 81"	30" x 81" 34" x 81" 32" x 85" 36" x 85"	✓	White, Almond, Sandstone, Brown	Ten Years
Value-Core® 288-SS	32" x 81" 36" x 81"	30" x 81" 34" x 81"		White, Brown	
Value-Core® 283-ST	32" x 81" 36" x 81"	30" x 81"		White, Brown	
Value-Core® 286-SX	32" x 75" 30" x 75"			White	
Value-Core® 380-05	32" x 81" 36" x 81"	30" x 81" 34" x 81"		White	Five Years
Vinyl-Clad 298-SS	32" x 81" 36" x 81"	30" x 81" 34" x 81"		White	
Vinyl-Clad 293-ST	32" x 81" 36" x 81"			White	
Vinyl-Clad 296-SX	36" x 81"			White	



- Vinyl-Clad 298-SS**
- Vinyl finish over solid core
  - Heavy-duty weather strip
  - Durable push button handle

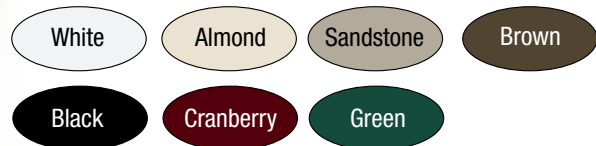
- Vinyl-Clad 293-ST**
- Vinyl finish over solid core
  - Heavy-duty weather strip
  - Durable push button handle

- Vinyl-Clad 296-SX**
- Vinyl finish over solid core
  - Heavy-duty weather strip
  - Durable push button handle

# LARSON FIRST IMPRESSIONS™

## Choose your door

- Seven frame colors
- Five glass options
- Includes full screen



- All designs available 36" x 81"
- Clear, Low-E and Arched Double Bevel glass also available 32" x 81"

## Choose your handle

- Four finishes
- Matching levers inside and out
- BUILT-IN deadbolt lock



- Premium aluminum frame: 1 5/8" thick, maintenance-free, lasts a lifetime
- Overlapping frame with heavy-duty double weatherstripping conceals hinges and gaps
- Glass and full screen interchange
- Installation screw covers hide exterior screws
- Color-matched expander fits uneven sills
- Two color-matched closers



## Security Storm Doors



Secure Elegance




### FEATURES

- 1-5/8" thick frame
- Overlapping edge conceals hinges and eliminates gaps
- Dual weather strip system
- Designer screw covers conceal exterior screws
- 2 adjustable-speed closers

### ADDED SECURITY

- Factory strengthened glass
- Laminated security shield
- Blocks 99% of UV rays
- 3-point locking system
- \$1000 break-in warranty



956-MV

- 1-1/2" thick heavy-duty aluminum frame
- Steel mesh screen; self-storing glass system
- Overlap edge for a tighter seal
- Matching interior and exterior handles with concealed 3-point locking system




Specify left or right hinge when ordering (L/R)



ClassicView

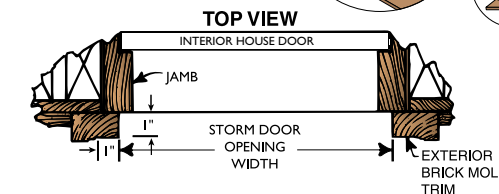
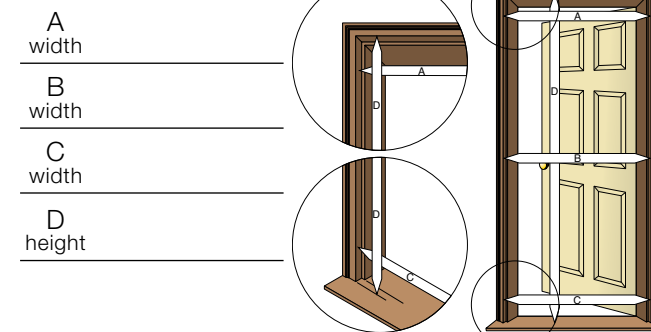
- 1-1/2" thick aluminum frame
- Heavy-duty weather strip
- Single-vent glass panels
- Matching handles inside and out with BUILT-IN deadbolt



SERIES	MODEL #	SIZE	COLOR	WARRANTY
Secure Elegance	349-20 Brass	32" x 81"	White, Almond, Sandstone, Brown, Black, Hunter Green, Cranberry	
	349-17 Brushed Nickel	36" x 81"		
	349-15 Aged Bronze	36" x 81"		
Classic View 956-MV	956-80 Brass	32" x 81"	White, Black	
	956-82 Brushed Nickel	36" x 81" Customs		
Classic View	3320-07 Brass	32" x 81"	White, Black	
	3320-17 Brushed Nickel	36" x 81"		

## MEASURE YOUR OPENING

Mark measurements and bring them to any LARSON® retailer.



NOTE: 1" wide by 1" deep mounting surface is recommended to properly install a LARSON Storm Door.

Standard Door Sizes	Min-Max Doorway Width	Min-Max Doorway Height
30 in. x 81 in.	29 <sup>7/8</sup> in. to 30 <sup>3/8</sup> in.	80 in. to 81 in.
32 in. x 81 in.	31 <sup>7/8</sup> in. to 32 <sup>3/8</sup> in.	
34 in. x 81 in.	33 <sup>7/8</sup> in. to 34 <sup>3/8</sup> in.	
36 in. x 81 in.	35 <sup>7/8</sup> in. to 36 <sup>3/8</sup> in.	

STANDARD SIZE availability varies by model. CUSTOM SIZES available in select models.



Visit us on the internet at [www.LARSONdoors.com](http://www.LARSONdoors.com) or call our Homeowner Helpline: 1-888-483-3768



We proudly donate our doors through Habitat for Humanity's Gifts-in-Kind program.

LARSON® is a registered trademark of Larson Manufacturing Company of South Dakota, Inc. All rights reserved. Larson Manufacturing Company, 2333 Eastbrook Drive, Brookings, South Dakota, 57006. © 2012. Printed in U.S.A. LARSON reserves the right to alter or discontinue any model, specification, warranty or price without notice. 9-13 09502100